

Human IL-1RL1/ST2 Protein

Cat. No. ST2-HM2L1

Description

Source	Recombinant Human IL-1RL1/ST2 Protein is expressed from HEK293 with hFc tag at the C-terminus. It contains Lys19-Phe328.
Accession	Q01638-2
Molecular Weight	The protein has a predicted MW of 61.75 kDa. Due to glycosylation, the protein migrates to 75-100 kDa based on Bis-Tris PAGE result.
Endotoxin	Less than 1EU per μg by the LAL method.
Purity	> 95% as determined by Bis-Tris PAGE > 95% as determined by HPLC

Formulation and Storage

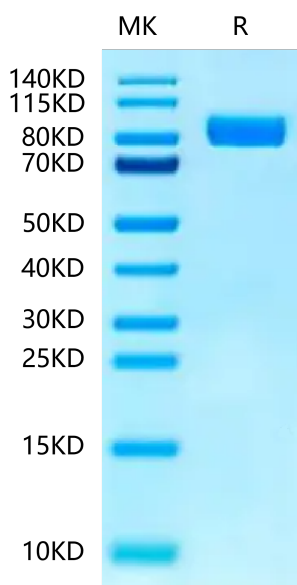
Formulation	Lyophilized from 0.22 μm filtered solution in PBS (pH 7.4). Normally 8% trehalose is added as protectant before lyophilization.
Reconstitution	Centrifuge the tube before opening. Reconstituting to a concentration more than 100 $\mu\text{g}/\text{ml}$ is recommended. Dissolve the lyophilized protein in distilled water.
Storage	-20 to -80°C for 12 months as supplied from date of receipt. -80°C for 3 months after reconstitution. Recommend to aliquot the protein into smaller quantities for optimal storage. Please minimize freeze-thaw cycles.

Background

IL1RL1 (also known as ST2) is a member of the IL1 receptor family and serves as the receptor for IL-33. The ST2 protein has two isoforms including sST2 and the membrane-bound ST2 receptor, referred to as ST2L. Preclinical studies have demonstrated that binding of IL-33 to ST2L elicits a cardioprotective effect. ST2/IL-33 signaling may play an important role in intestinal disease.

Assay Data

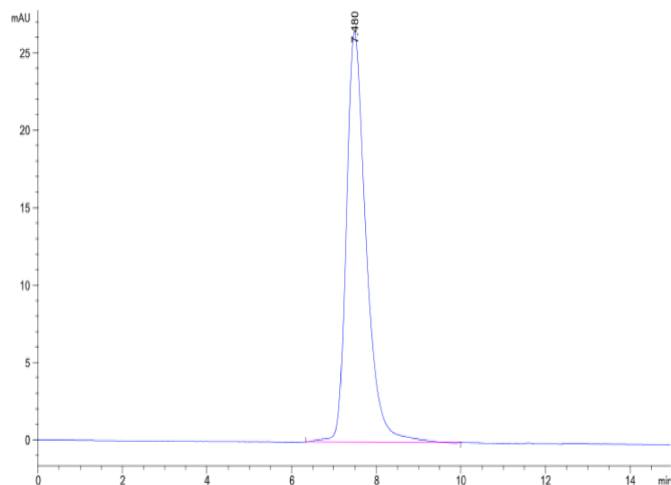
Bis-Tris PAGE



Human IL-1RL1 on Bis-Tris PAGE under reduced condition. The purity is greater than 95%.

SEC-HPLC

Assay Data

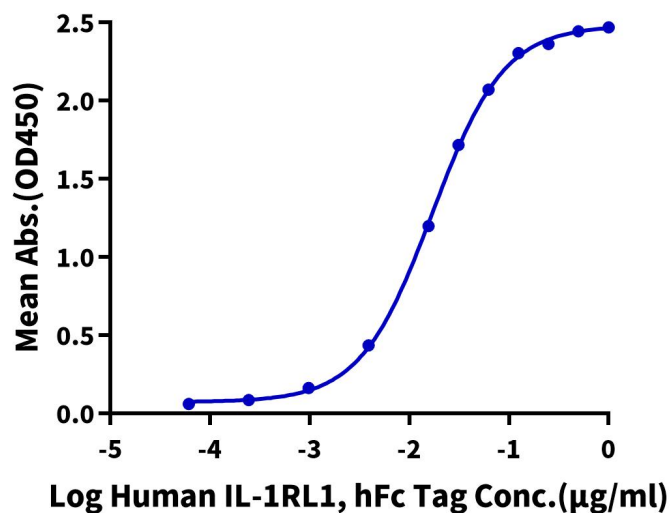


The purity of Human IL-1RL1 is greater than 95% as determined by SEC-HPLC.

ELISA Data

Human IL-1RL1, hFc Tag ELISA

0.5µg Human IL-33, No Tag Per Well



Immobilized Human IL-33, No Tag at 5µg/ml (100µl/well) on the plate. Dose response curve for Human IL-1RL1, hFc Tag with the EC50 of 16.9ng/ml determined by ELISA (QC Test).